



THE  
**HOLGATE**  
— ACADEMY —

# Transition Workbook

Moving from primary to secondary school is an exciting, but sometimes scary time! A new building, new rules, new teachers, new routines and new friends are just some of the changes you will experience but this booklet will help you get used to some of the routines and features of your new school!



# All About Me

Draw a self portrait here.

Name:

Birthday:

My primary school:

Eye colour:

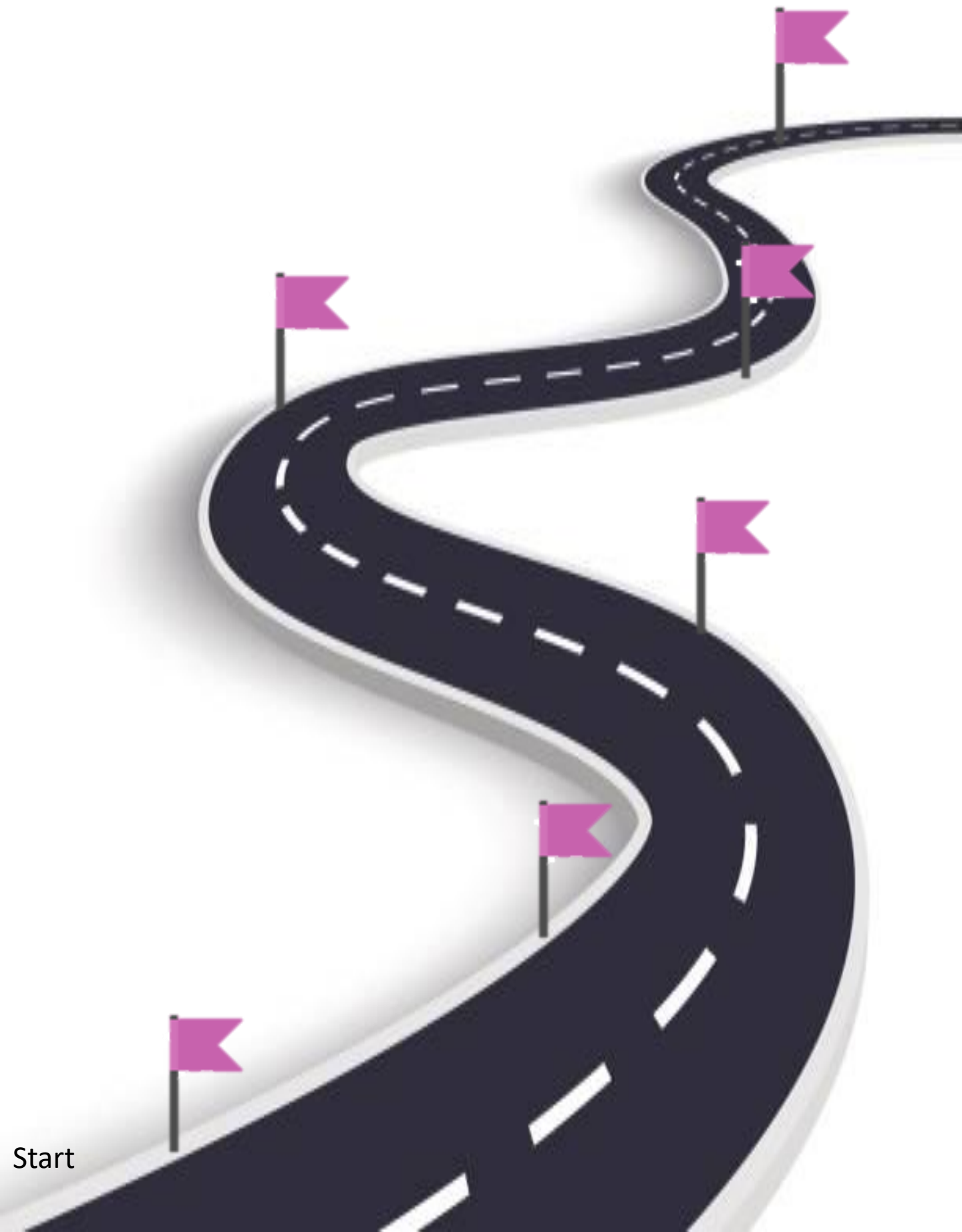
Hair colour:

Height:

<b>Favourite colour</b>	
<b>Favourite animal</b>	
<b>If I could have a superpower, I'd....</b>	
<b>Favourite school subject</b>	
<b>Best place I've ever been to...</b>	
<b>Dream country to visit...</b>	
<b>If I could travel back in time, I'd go to...</b>	
<b>My dream job is...</b>	

# My Journey so Far

Life is a journey! Think back through primary school and write down your favourite memories or events that have shaped you to become the amazing person you are!



# My New Secondary School

Full name of the school	
School address	
School telephone number	
Name of principal	
School starts at	
School finishes at	
I will get to school by	
How long will it take you to get to school?	
What time will you have to leave home?	

You might want to use the school website to help you find some of this information

*TASK - Add 10 words around the image below to describe your new school .*



THE  
**HOLGATE**  
— ACADEMY —

# Moving to Your New School

- List four things you are most excited about moving to Holgate
  - 1.
  - 2.
  - 3.
  - 4.
- List four things you are a little worried/nervous about
  - 1.
  - 2.
  - 3.
  - 4.
- List four things you would like to know about Holgate
  - 1.
  - 2.
  - 3.
  - 4.
- List four things that will help you when moving to Holgate
  - 1.
  - 2.
  - 3.
  - 4.
- List four differences between your primary school and Holgate
  - 1.
  - 2.
  - 3.
  - 4.

# Subjects at Your New School

Find the subjects below in the word search – they are vertical, horizontal and diagonal!

M	A	F	S	E	H	M	G	E	O	H	I	M	J	E	E	A
F	M	A	M	W	S	L	U	S	M	I	S	E	T	T	I	S
R	U	D	A	N	C	E	Z	S	A	C	P	N	U	H	A	I
A	F	G	T	R	D	P	W	R	I	I	A	G	T	I	N	U
H	S	R	H	P	G	R	T	E	N	C	I	T	O	C	A	O
J	T	A	S	L	U	B	N	Y	R	A	N	E	R	S	S	L
T	U	B	J	E	I	C	Q	L	E	R	M	X	T	A	S	S
E	E	A	U	H	E	M	U	A	H	S	U	D	I	N	E	P
N	F	X	L	G	E	O	G	R	A	P	H	Y	M	D	M	A
G	I	M	T	V	M	A	I	T	Y	E	O	A	E	M	B	N
L	O	A	I	I	O	T	O	H	R	T	T	S	C	O	L	I
I	P	T	E	E	L	G	R	D	U	O	E	R	A	R	Y	S
S	P	U	F	O	S	E	E	K	R	M	P	T	T	A	E	H
H	I	S	T	O	R	Y	S	C	S	A	S	M	E	L	R	A
E	N	J	V	E	P	I	F	J	N	O	M	U	R	S	B	K
J	K	C	A	T	E	R	I	N	G	C	N	A	R	P	U	M
Y	Z	X	T	L	S	V	Z	C	O	M	P	U	T	I	N	G

Maths  
English  
Science  
Geography  
History  
Art  
Music  
PE  
Drama


Dance  
Textiles  
Catering  
Computing  
Assembly  
Tutor Time

# Subjects at your New School

Match up the subject to the correct icon




Maths



English



Science



Geography

History



Art

Music



PE



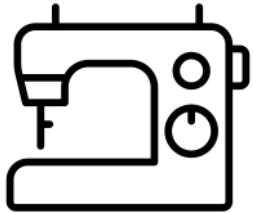
Drama



Dance



Textiles



Food



Computing

PSD



French



Tutor Time




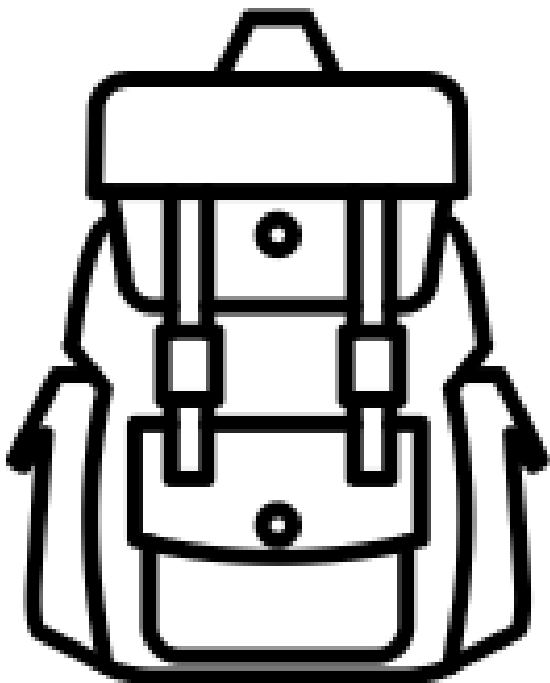

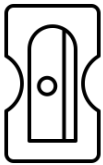

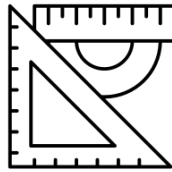
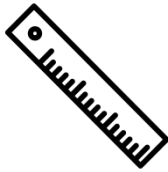
Example timetable– imagine the timetable below was given to you.  
Have a read through and then answer the questions below.

	Monday	Tuesday	Wednesday	Thursday	Friday
Period 1 08:30-09:30	ENGLISH CTY NB1	MATHS YFR HE3	HISTORY CHN HD3	SCIENCE ADL HI2	PSD SMA HB1
Period 2 09:35-10:25	MATHS YFR HE3	SCIENCE ADL HI2	ENGLISH CTY NB2	FOOD MBY HH2	PE PF2 HDD
Tutor 10:30-10:50	Tutor LFN NC5	Tutor LFN NC5	Tutor LFN NC5	Tutor LFN NC5	Tutor LFN NC5
BREAK 10:50-11:10					
Period 3 11:10-12:00	GEOGRAPHY DCO HB4	ENGLISH CTY NB1	FRENCH SMB NB3	TECH ATP HH7	MATHS YFR HE3
Period 4 12:05-12:55	SCIENCE TBT HI3	ENGLISH CTY NB1	MATHS YFR HE3	SCIENCE ADL HI1	GEOGRAPHY DCO HB4
LUNCH 12:55-13:25					
Period 5 13:30-14:20	COMPUTING ABN ND8	ART TDR ND4	DRAMA BBE ND5	PSD SMA HB1	ENGLISH CPT NC6
Period 6 14:25-15:15	FRENCH SMB NB3	MUSIC CSN ND10	PE PF2 HDD	COMPUTING ABN ND8	HISTORY CHN HD3
Period 7 15:15-16:10		DRAMA CLUB			FITNESS CLUB

- What are the initials of your geography teacher? .....
- How many minutes does each lesson last? .....
- How long is tutor time? .....
- How long is lunch and break combined? .....
- Which room is PE in? .....
- How many times a week do you have the following:
  - Maths: .....
  - English: .....
  - History: .....
- Which days would you need your PE kit  
.....
- Who are your two English teachers? .....
- Name all subjects in B block: .....


# Equipment

At secondary school, you will be moving around to different classrooms for different lessons. You could be in seven classrooms in one day. This means that you need to bring all the equipment you will require with you for the day. You will need to bring your PE kit in on the days you have PE. Below are some items you will need to bring – can you identify them and add anything else?



# Looking Smart at Secondary School

One of the different things about moving to secondary school is the change in what you will wear. At Holgate, we pride ourselves in looking smart and professional at all times. Use the school website or the information booklet to draw and label the school uniform you will wear onto the Lego figure



Why is wearing the correct school uniform important?

.....

.....

.....

.....

.....

# Getting to Secondary School

Getting to Holgate safely is just as important as being there. In the box below, draw the route you are going to take to school (whether that's walking, cycling, driving or by bus). Identify spots where there could be hazards (e.g. busy roads) and explain how you will manage this safely!

# Expectations at The Holgate Academy

Our academy motto applies to the way we choose to conduct ourselves, the way that we behave towards other people, and the way that we behave in our lessons.

They are expectations, because we are expected to behave in this way; it is not a choice. The expectation that we have is that we all demonstrate good manners, determination and teamwork in a way that means that we are calm, collected and respectful towards one another, and that we arrive for our lessons on time and prepared.

**Manners**

**Determination**

**Teamwork**

**Match the correct description to each of our motto words**

Turning up on time to School

Working successfully as part of a team

Being respectful of other peoples beliefs

Having your shirt tucked in neatly

Contributing to lessons

High level of respect shown to all

Saying good morning to people as you pass

Supporting others

Holding the door open for a teacher

Having a pen, pencil and ruler in lesson

Consistent punctuality over the whole year

Helping with a breaktime Club

Turning up on time to lessons

Acting as a Tutor captain

Going above and beyond with your work

Staying calm if something goes wrong

Being respectful to other staff and students

Sitting with someone who is alone at lunch

Apologising if you have done something hurtful

saying good morning to a visitor in school

Discussing issues with a teacher

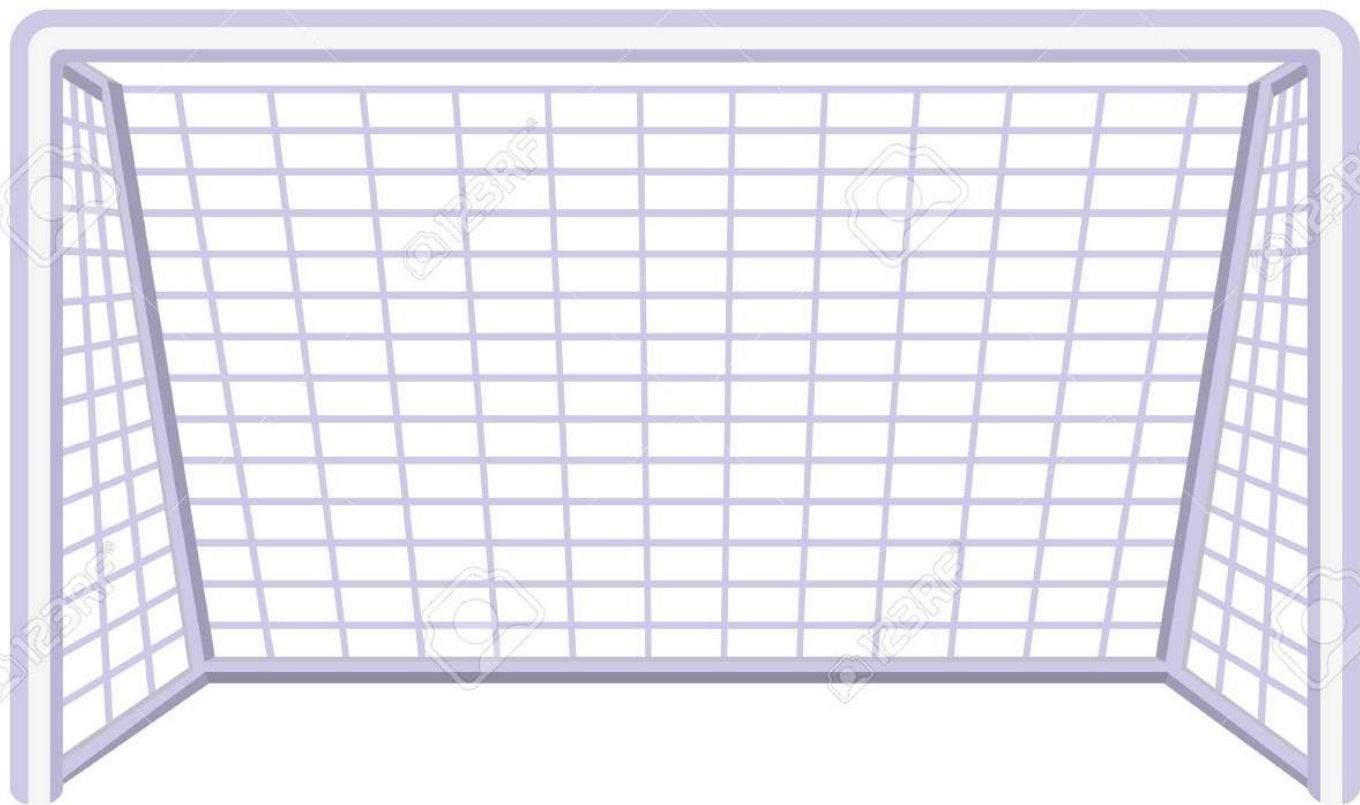
Remembering your homework

Giving someone a compliment

Asking for help when needed

# My Goals for Secondary School

When you go to secondary school, you will learn a huge number of new skills, and improve skills you have practiced in primary school. In the goal below, use the list to write in 10 new skills or things you'd like to build on in your years at secondary school.



Be in a school play or production	Speak another language	Represent the school in a national competition
Learn to play a musical instrument	Volunteer in the local community	Travel to another country
Play for a school team	Learn how to survive in the wild	Take care of the school garden
Learn how to manage money	Taste food from another country	Take part in the Trust quiz
Cook a new meal from scratch	Read new books	Take part in a residential trip
Create a piece of art	Raise money for charity	Become head boy or girl
Learn how to read a map	Join an after school club	Learn to dance
Use computers to create your own game	Learn First Aid	Improve your singing
Make new friends from other schools	Work as part of a team	Become a prefect

# Beyond Secondary School

After secondary school, you can move onto college or an apprenticeship and then to University or into a job! It's normal not to know what you want to do yet but this is a chance for you to have a think about your dream jobs! You might need to do a little research on your chosen jobs.

Job:

Key Skills:

Subjects to Study:

Icons to represent that job:

Job:

Key Skills:

Subjects to Study:

Icons to represent that job:

Job:

Key Skills:

Subjects to Study:

Icons to represent that job:

# Any Questions?

- Whilst you've been completing this booklet I'm sure that there might have been some questions you've thought of.
- Please write these down below and then either ask your teacher to pass them onto us or keep them ready to ask your new form tutor in September.