

Holgate creative summer task



We want to learn about you😊

What makes you, you?

What interest and hobbies do you have?

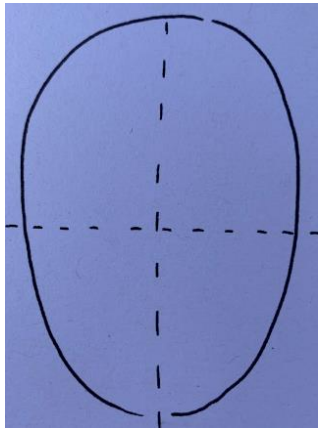
What makes you happy or sad?

This next task involves you creating an art time capsule of yourself. This piece of work once finished needs to be kept secret for a year. Place in an envelope or wrap it up.

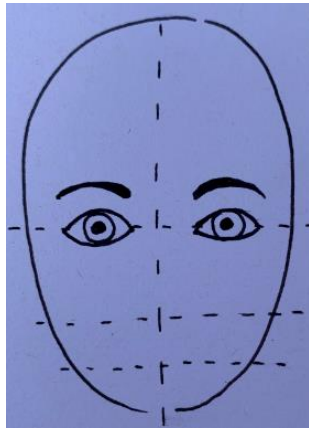
After a year has passed open it and see what has changed about you and your feelings.

AIM: To create a self portrait surrounded by images, colours, words that represent you, your dreams and how you are feeling.

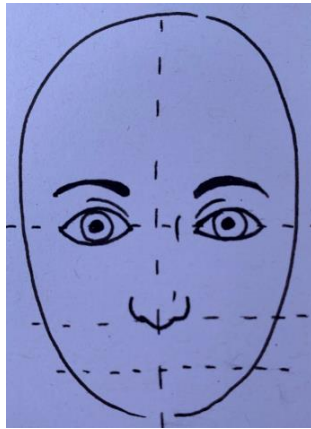
How to draw a portrait step by step guide.



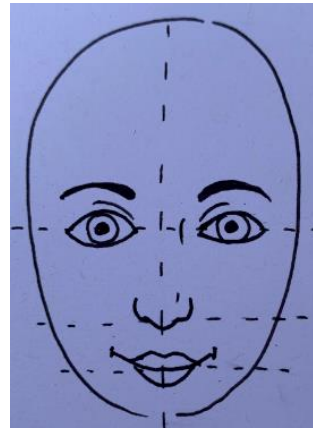
First draw an egg shape and divide down the middle both vertically and horizontally



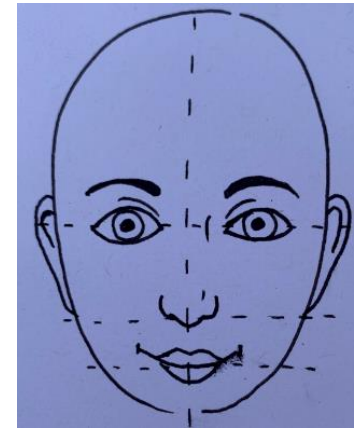
The middle line that sits horizontally is your eye line so you should draw your eyes on it



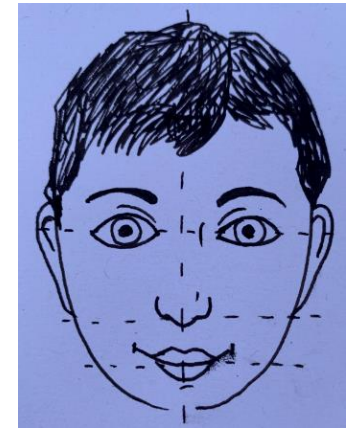
Half way between your eye line and your chin is where your nose sits



Half way between your nose line and your chin is where your mouth sits



Your ears sit on your nose line but stop just above your eyes



You can now add hair but you may want to rub out the guide lines of your face first.

What makes you, you? Think about all the things you enjoy and ask yourself the following questions.

What do you enjoy about your school the most?

What subjects do you look forward to

What makes you smile?

What is your favourite TV program?

Do you have any pets?

What's your favourite memory?

What's your favourite colour?

What's your favourite food?



Creating your identity montage

Now you have answered a few questions about your self create a background full of images and words that visualise who you are. You could create speech bubbles or just draw images. Your background could be words or images cut out of a magazine.



QUIZ

Can you name these famous pieces of art and the artist?

1.



The Mona Lisa by Leonardo
Da Vinci

2.



The Scream
By Edvard Munch

3.



Weeping Women
by Pablo Picasso



Campbell's soup can by
Andy Warhol